

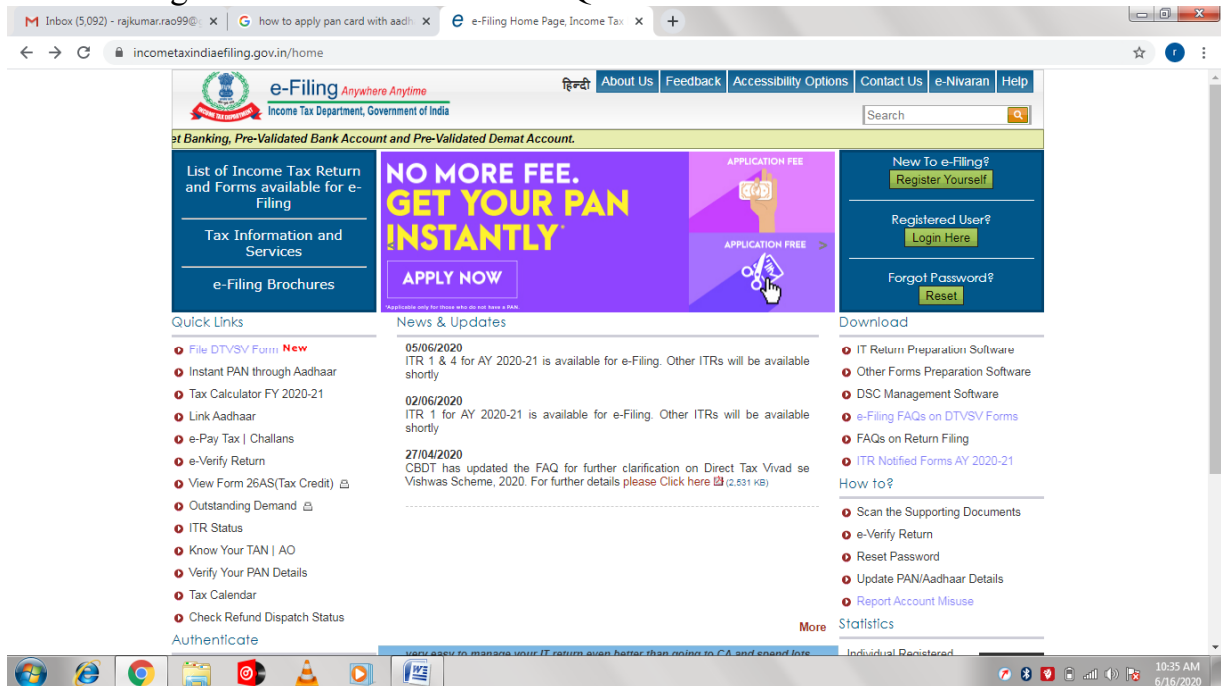
## How to apply for instant PAN card online

The entire process of getting a new PAN card has now been made free, easy and paperless. You are also not required to upload any documents on the portal.

Note that the facility is available only to those who have never been allotted a PAN before, mobile phone number is linked to Aadhaar number and complete date of birth in DD-MM-YYYY format is available on the Aadhaar card. Besides, the instant e-PAN card facility is not available to minors.

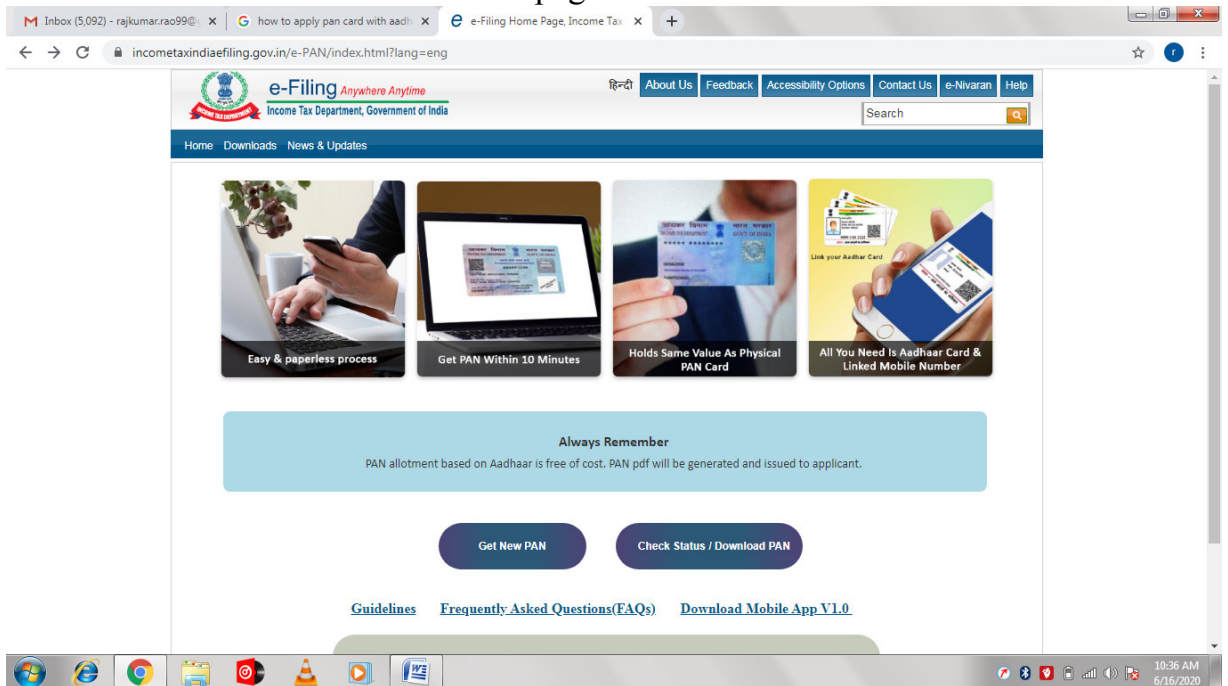
### STEP

- 1) Visit the income tax department's e-filing portal and click on "Instant PAN through Aadhaar" section under "Quick Links" on the left side.

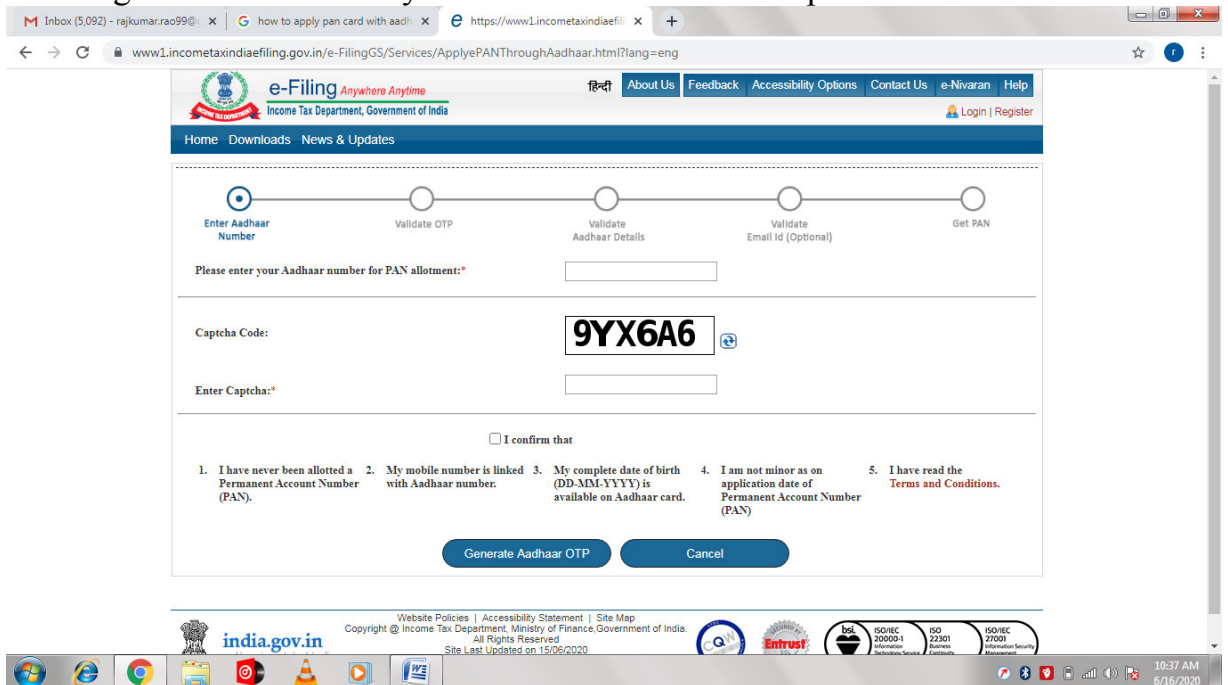


The screenshot displays the e-Filing portal homepage. The header includes the e-Filing logo, navigation links (About Us, Feedback, Accessibility Options, Contact Us, e-Nivaran, Help), and a search bar. A prominent banner in the center reads "NO MORE FEE. GET YOUR PAN INSTANTLY" with an "APPLY NOW" button. Below the banner, the "Quick Links" section is visible, featuring a red circular icon and the text "Instant PAN through Aadhaar". Other quick links include "File DT/VS Form", "Tax Calculator FY 2020-21", "Link Aadhaar", "e-Pay Tax | Challans", "e-Verify Return", "View Form 26AS(Tax Credit)", "Outstanding Demand", "ITR Status", "Know Your TAN | AO", "Verify Your PAN Details", "Tax Calendar", and "Check Refund Dispatch Status". The "News & Updates" section shows dates and news items, such as "05/06/2020 ITR 1 & 4 for AY 2020-21 is available for e-Filing". The "Download" section lists software and documents for download, including "IT Return Preparation Software" and "Other Forms Preparation Software". The "How to?" section provides instructions for various actions like "Scan the Supporting Documents" and "e-Verify Return". The footer shows the system time as 10:35 AM on 6/16/2020.

2) Click on "Get New PAN" on the new page.



3) Enter your Aadhaar number for allotment of new PAN card and the Captcha code to generate an OTP on your Aadhaar-linked mobile phone.



#### 4) Validate OTP.

https://www1.incometaxindiaefiling.gov.in/e-FilingGS/Services/RegistrationIndividualValidationAadhaar.html;jsessionid=F9E5959D34B9005E3922D53EA47893C9.D55JTXV3P212M

e-Filing Anywhere Anytime  
Income Tax Department, Government of India

हिन्दी About Us Feedback Accessibility Options Contact Us e-Nivaran Help  
Login Register

Home Downloads News & Updates

Enter Aadhaar Number Validate OTP Validate Aadhaar Details Validate Email Id (Optional) Get PAN

Please enter Aadhaar OTP received on your mobile number\*

I agree to validate my Aadhaar details with UIDAI. After successful validation of OTP, the request for e-KYC Aadhaar data will be fetched from UIDAI.

Validate Aadhaar OTP and Continue

Website Policies | Accessibility Statement | Site Map  
Copyright © Income Tax Department, Ministry of Finance, Government of India.  
All Rights Reserved  
Site Last Updated on 15/06/2020

india.gov.in

ISO/IEC 20000-1  
ISO 23001  
ISO/IEC 27001

12:22 PM  
6/16/2020

#### 5) Validate Aadhaar details.

https://www1.incometaxindiaefiling.gov.in/e-FilingGS/Services/ePANSubmitAadhaarRegOtp.html

e-Filing Anywhere Anytime  
Income Tax Department, Government of India

हिन्दी About Us Feedback Accessibility Options Contact Us e-Nivaran Help  
Login Register

Home Downloads News & Updates

Enter Aadhaar Number Validate OTP Validate Aadhaar Details Validate Email Id (Optional) Get PAN

Aadhaar Number  
XXXX XXXX 1693

Name  
KAVITA DEVI

Date of Birth  
15-05-1972

Gender  
Female

Residential Address (as per Aadhaar)

Flat / Room / Door / Block No  
579/12

Name of Premises/Building/Village  
Saini Mohalla

Area/Locality/Tahuka/Sub-Division

Road/Street/Lane/Post Office

Town/City/District  
Jind

State/Union Territory  
Haryana

Country Name  
INDIA

Pin Code  
126102

Mobile Number : 93XXXXXXX56

Email ID :

I accept that

1. The above details are correct and I hereby certify that I do not have any PAN allotted to me

2. In case I am found to be in possession of more than one PAN then I shall be liable for penalty of Rs 10,000/- under section 272B(1)

3. I agree that Permanent Account Number may be allotted based on Aadhaar as per with Rule 114 (1B) of Income-Tax Rules 1962.

02:21 06:07

6) You will have an option to validate your email id as well for PAN card application.

7) The e-KYC data of that Aadhaar number is exchanged with the Unique Identification Authority of India (UIDAI) after which you will be allotted an instant e-PAN. The entire process is not supposed to take more than 10 minutes.

The screenshot displays the e-Filing portal interface for PAN allotment. The page title is "e-Filing Anywhere Anytime" and it is part of the Income Tax Department, Government of India. The navigation menu includes Home, Downloads, News & Updates, About Us, Feedback, Accessibility Options, Contact Us, e-Nivaran, and Help. The main content area shows a progress bar with three steps: Enter Details, Validate OTP, and View Status & Download PAN. Below the progress bar, it states "PAN Status for Aadhaar number: XXXX XXXX 1693" and "PAN allotment successful". A note indicates that the PDF link will be enabled after 10 minutes. A detailed note explains that the PAN PDF file is password protected and provides instructions on how to use the date of birth as a password in the format DDMMYYYY. The footer contains website policies, accessibility statements, and site maps.

8) You can download your PAN in pdf format by submitting the Aadhaar number at "Check Status/ Download PAN". You will also get the PAN in PDF format by your email, if your email-id is registered with Aadhaar database.

## **Frequently Asked Questions (FAQs)**

### **1. What is PAN?**

**Answer:** PAN, or Permanent Account Number, is a 10-digit alphanumeric unique number. The Income-tax department issues PAN as per the Income Tax Act & Rules. PAN is also required by financial institutions and agencies.

### **2. What is Aadhaar based Instant PAN?**

**Answer:** Aadhaar-based instant PAN allotment service is to allot PAN in near-real time. You are required to quote a valid Aadhaar number issued by Unique Identification Authority of India (UIDAI) and is not linked with any PAN. The e-KYC data of that Aadhaar number is exchanged with the Unique Identification Authority of India (UIDAI). After due process of e KYC data in Income-tax database, you get a PAN.

### **3. Is this PAN valid? Is it different from the PAN issued via other modes of application?**

**Answer:** Yes, this PAN is valid. It is not different from the PAN issued by Income-tax department via other modes of application. However, this PAN is paperless, online and free of cost.

### **4. If I apply for Instant PAN, how will I get the allotted PAN?**

**Answer:** You can download your PAN by submitting the Aadhaar number at Check Status of PAN. You will also get the PAN in PDF format by your email, if your email-id is registered with Aadhaar.

### **5. Do I have to pay for using this facility of Aadhaar based Instant PAN?**

**Answer:** No, this facility is free of cost.

### **6. What is e-PAN?**

**Answer:** e-PAN is a digitally signed PAN card issued in electronic format by the Income-tax department.

### **7. Is e-PAN a valid form of PAN?**

**Answer:** Yes, e-PAN is a valid proof of PAN. e-PAN contains a QR code having demographic details of PAN applicant such as name, date of birth and photograph. These details are accessible through a QR code reader. e-PAN is duly recognised by Notification No. 7 of 2018 dated 27.12.2018, issued by the Principal Director General of Income-Tax (Systems)

### **8. From where can I download the QR code reader?**

**Answer:** This can be downloaded from the link provided at the website

### **9. Can I use this facility if I already have a PAN? Can I apply for another PAN?**

**Answer:** No. As per provisions of Section 272B(1) of Income Tax Act, a person having more than one PAN has to pay a penalty of Rs.10,000.

### **10. Who can apply for allotment of Instant PAN through Aadhaar e-KYC?**

**Answer:** PAN applicants who have an Aadhaar number from UIDAI and have registered their mobile number with Aadhaar, can apply.

### **11. Can foreign citizens apply for PAN through e-KYC mode?**

**Answer:** No.

### **12. Is there any mandatory requirement to apply through e-KYC?**

**Answer:** Yes, mobile number of PAN applicant should be registered with UIDAI in Aadhaar database.

### **13. Can I apply for PAN if my Aadhaar Card is not active?**

**Answer:** No, you cannot apply.

### **14. How is Aadhaar verified through instant PAN?**

**Answer:** UIDAI sends an OTP to the registered mobile number through the process of Aadhaar e-KYC.

### **15. What if I do not get an OTP?**

**Answer:** You can resubmit the Aadhaar e-KYC page to get a new OTP. If you still don't get an OTP, you have to contact UIDAI.

### **16. How many times can OTP be generated?**

**Answer:** Any number of times.

### **17. If my Aadhaar authentication gets rejected during e-KYC, what should I do?**

**Answer:** Aadhaar authentication may get rejected due to wrong OTP. The problem can be resolved by entering the correct OTP. If it still gets rejected, you have to contact the UIDAI.

### **18. Do I need Digital Signature Certificate (DSC) for applying for PAN card through Aadhaar based Instant PAN facility?**

**Answer:** No.

**19. Do I need to submit the physical copy of KYC application or proof of Aadhaar card?**

**Answer:** No. This is an online process. No paperwork is required.

**20. Do I need to upload a scanned photo, signature etc. for e-KYC?**

**Answer:** No.

**21. Do I have to send acknowledgement or any document if an instant PAN is applied through e-KYC Aadhaar mode?**

**Answer:** No. PAN applicant can use Aadhaar number to know the status of Instant PAN application and generate PAN in PDF.

**22. Do I need to do in-person verification (IPV)?**

**Answer:** No, Aadhaar based e-KYC does not require any in-person verification.

**23. Which are the centres for PAN allotment through e-KYC?**

**Answer:** PAN allotment through Aadhaar e-KYC is allowed only through e-Filing website [www.incometaxindiaefiling.gov.in](http://www.incometaxindiaefiling.gov.in).

**24. Can we give an address different from the address on the Aadhaar card?**

**Answer:** No. Address as available with UIDAI in Aadhaar database will be saved in PAN database.

**26. Will I get a physical PAN card?**

**Answer:**No. You will be issued an e-PAN which is a valid form of PAN.

**28. Can I make any changes in my existing PAN through this facility?**

**Answer:**No.

**29. If I cannot use the facility of Instant PAN allotment, whom should I contact?**

**Answer:**You can mail us at [epan@incometax.gov.in](mailto:epan@incometax.gov.in)